






SPRAYLINE


S
P
R
A
Y
L
I
N
E



Blasting Enclosures

Custom Built Blasting Rooms


- ▶ Metal parts stripping
- ▶ Dust collection
- ▶ Pass through option available



Prep Stations

Semi Down Draft Prep Station

- ▶ Fresh air or heated for painting and spot repair
- ▶ Free-span structure for ease of movement in work area
- ▶ High volume air movement for over spray removal and rapid drying of primer and paint



Standard Prep Station


- ▶ Convenient work station for all application processes
- ▶ Various sizes to accommodate any size shop

SPRAYLINE SPRAY BOOTHS

10110 Greenleaf Avenue
Santa Fe Springs, CA 90670

888.828.7747 Toll Free
562.941.5313 Tel
562.941.5612 Fax
www.sprayline.com

Enclosed Industrial Spray Booths



Large Enclosed Spray Booth

- ▶ Larger booth for all types of refinishing
- ▶ Gable lighting provides side and top illumination and high-air flow

Enclosed With Filter Doors

- ▶ Filter doors provide clean enclosed spray booth for high-end production finishing



Open Face Industrial Spray Booths

Open Face Booths

- ▶ Allows convenient access for spraying large industrial objects



Various Sizes


- ▶ Production Spray Booths manufactured to meet the needs of the industrial finisher




Standard Features

- ▶ Hi volume air movement for over spray removal
- ▶ Abundant lighting for increased visibility in work area

Semi Down Draft Spray Booths




- ▶ Heated or fresh air Semi Down Draft
- ▶ High velocity exhaust for accelerated dry time and rapid over spray removal



- ▶ Heavy duty hinges and hardware used on all booths


Reverse Flow Spray Booths



Solid Entry Doors


Reverse Flow

- ▶ Bridge tower exhaust at front of spray booth
- ▶ Rear wall intake at back of booth
- ▶ Heat system may be added for spray-cure
- ▶ Production spray and cure heat systems for automotive or industrial application



Direct Fire Heat Systems


Side Down Draft Spray Booths



- ▶ High velocity side down draft for clean air spray finishing and rapid dry time
- ▶ Heated or fresh air available



Side Down Draft Spray Booths



- ▶ Plenum pre-filters cleans incoming air into spray booth
- ▶ Blanket ceiling filters with swing down hinges

- ▶ Wide double skin doors



Truck Spray Booths

Out Door Truck Booth

- ▶ Built for outdoor use, integrated canopy built into spray booth



Large Out Door Spray Booth

Semi-Down Truck Booth

- ▶ Drive through design
- ▶ Heated or fresh-air capabilities
- ▶ Larger or custom sizes made to order




Semi-Down Truck Booth



Heated Side Down Flow

Side Down Truck Booth

- ▶ Full production spray booth
- ▶ Roof mount heat system for space saving layout



Large Open Face Spray Booth



- ▶ Extra wide entry doors for large products
- ▶ Crane or hoist slots for product access
- ▶ Enclosed or open face to suit finishing requirements
- ▶ Custom designed and manufactured spray booths built for any application or processes

Large Production Spray Booths